

ALU-SMART



01/2026 en – 259 420 01 581 © by Glatz AG



| | |
|------------------------|------------------------------------------------------------------------------------------------------------------------------------------------------------------------------------------------------------------------------------------|
| Frame | 6 or 8 ribs Aluminium Profiled upper pole 38.4 × 1.2 mm Profiled lower pole 35 × 1.5 mm |
| Function | Opened by pushing up the runner Stepless height adjustment 40–60 cm Tilting thanks to the tilt joint Tilting in both directions to 32° |
| Frame colour | Natural anodised aluminium |
| Canopy | Fabric quality 5: polyacrylic, 300 g/m², UV protection > 98 % Fabric quality 4: polyester, 250 g/m², UV protection > 98 % Fabric quality 2: polyester, 220 g/m², UV protection > 98 % Self-tensioning through flexible rib ends |
| Flounce | Only available without |
| Protective cover | Can be ordered as an optional extra |
| Electrical accessories | Osyrion Spot LED with integrated battery pack |



Usage locations



Fixation



ALU-SMART,
Int. Patents reg. © Int. Design reg.

Valid from 1.1.2026
glatz.com

ALU-SMART

The small and flexible parasol



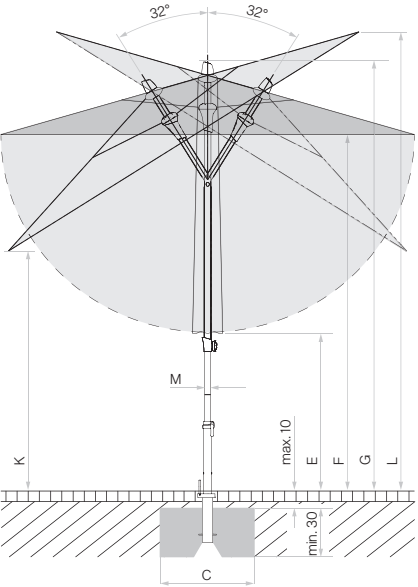
Assortment

Frame aluminium, anodised natural


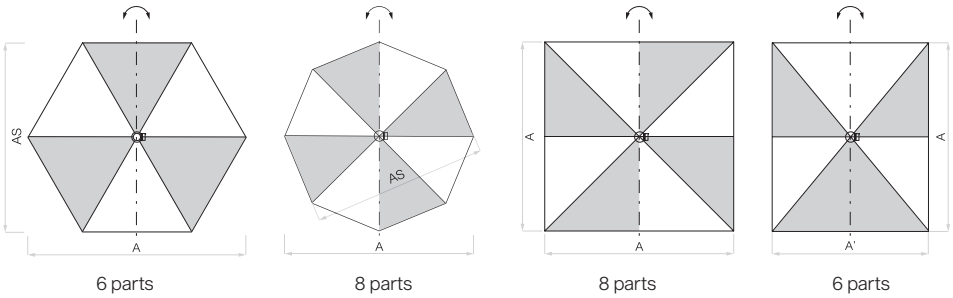
| Shape | Nominal size | Number of ribs | Order no. |
|-------|--------------|----------------|----------------|
| ○ | cm | | |
| | Ø 200 | 6 | 206 00 200 171 |
| | Ø 250 | 8 | 206 00 250 171 |
| | Ø 300 | 8 | 206 00 300 171 |
| □ | 200 x 200 | 8 | 206 00 201 171 |
| | 240 x 240 | 8 | 206 00 241 171 |
| ▭ | 210 x 150 | 6 | 206 00 212 171 |
| | 250 x 200 | 6 | 206 00 252 171 |

| Nominal size | Lateral distance | Pole Ø | Area covered | Height closed | Clear headroom | Clear headroom inclined | Total height | Total height parasol inclined | Foundation | Minimum weight for base | Max. wind speed open |
|--------------|------------------|--------|--------------|---------------|----------------|-------------------------|--------------|-------------------------------|------------|-------------------------|----------------------|
| cm | cm | cm | m² | cm | cm | cm | cm | cm | cm | kg | km/h (Bft.) |
| A | AS | M | | E | F | K | G | L | C | | |
| Ø 200 | 175 | 3.5 | 2.6 | 70...130 | 150...210 | 95...155 | 180...240 | 200...260 | 40 x 40 | 30 | 75 (9) |
| Ø 250 | 230 | 3.5 | 4.4 | 50...110 | 150...210 | 80...140 | 185...245 | 217...275 | 50 x 50 | 40 | 50 (7) |
| Ø 300 | 275 | 3.5 | 6.4 | 50...90 | 170...210 | 85...125 | 210...250 | 245...285 | 60 x 60 | 40 | 35 (5) |
| 200 x 200 | - | 3.5 | 4.0 | 35...95 | 150...210 | 95...155 | 185...245 | 200...260 | 40 x 40 | 40 | 50 (7) |
| 240 x 240 | - | 3.5 | 5.8 | 30...70 | 170...210 | 100...140 | 210...250 | 230...270 | 50 x 50 | 40 | 40 (6) |
| 210 x 150 | - | 3.5 | 3.2 | 50...110 | 150...210 | 110...170 | 185...245 | 190...250 | 40 x 40 | 30 | 55 (7) |
| 250 x 200 | - | 3.5 | 5.0 | 40...80 | 170...210 | 110...150 | 210...250 | 220...260 | 50 x 50 | 40 | 40 (6) |

The listed measures represent extrapolated average values that may be slightly different on the product (± 2 % ± 5 cm).
Height dimensions are based on ground socket BT. These vary slightly depending on the type of base. Except for steel base minus 5 cm.
The max. wind speed limits as per our separate sheet apply only if the parasol canopy is in a horizontal position and if there is a fix ground anchorage. A base with the specified minimum weight is not sufficient.
In the presence of several parasols, the minimum distance between one parasol and another and between parasols and walls shall be 20 cm.



Loose cover max. 10 cm,
concrete thickness min. 30 cm (pay attention to frost depth),
guarantee water drainage



| Protective cover | Absolutely necessary | Order no. |
|------------------------------------------------------------------|----------------------|----------------|
| Protective cover made of coated, tear-resistant polyester fabric | | |
| 1 Protective cover with zip and rod | | 350 01 609 980 |
| 10 pieces, protective cover with zip and rod | | 350 01 609 974 |

Accessories

| | | |
|--------------------------------------------------------------------------------------------|--|----------------|
| Electrical accessories | | |
| 2 OSYRION Spot LED battery-powered light, set of 2, with remote control, including charger | | 350 01 563 000 |
| 3 OSYRION Spot LED battery-powered light, set of 4, with remote control, including charger | | 350 01 563 100 |

Fixations

| | | |
|----------------------------------------------------------------------------------------------------------------------------|--------------------|----------------|
| Ground sockets | | |
| 4 Ground socket BT, hot-dip galvanised steel | Connection tube BT | 350 01 206 100 |
| Wall consoles | | |
| 5 Wall bracket Z, 180 mm, hot-dip galvanised steel | Support tube Z | 350 01 205 000 |
| Bases | | |
| 6 Concrete base Z, 30 kg, Ø 47 × 10 cm, light concrete | Support tube Z | 350 01 111 016 |
| 6 Concrete base Z, 40 kg, Ø 60 × 8.5 cm, light concrete | Support tube Z | 350 01 111 116 |
| 1 pallet (20 pieces) concrete base Z, 40 kg, Ø 60 × 8.5 cm, light concrete | Support tube Z | 350 01 112 116 |
| 6 ¹ Concrete base Z, 40 kg, Ø 60 × 8.5 cm | Support tube Z | 350 01 109 529 |
| 7 1/2 Natural granite base Z, 30 kg, 50 × 33 × 7 cm, natural stone | Support tube Z | 350 01 109 480 |
| 8 Natural granite base Z, 40 kg, 50 x 50 x 8 cm, natural stone, matt ^{NEW} | Support tube Z | 350 01 109 432 |
| 9 ³ Set of castors for natural granite base Z, 40/55/90 kg / M4, 120 kg, Ø 5 cm, galvanised steel | | 350 01 109 487 |
| 9 ^{3*} Set of castors for natural granite base Z, 40/55/90 kg / M4, 120 kg, Ø 5 cm, high-grade steel 1.4301 / 304 | | 350 01 109 486 |
| 10 Steel base Z 40 kg, 58.5 × 58.5 × 2 cm, hot-dip galvanised steel | Support tube Z | 350 01 100 810 |
| 11 ³ Set of castors for steel base Z, 40/55 kg, Ø 5 cm, galvanised steel | | 350 01 101 001 |
| 11 ^{3*} Set of castors for steel base Z, 40/55 kg, Ø 5 cm, high-grade steel 1.4301 / 304 | | 350 01 101 000 |

| | | |
|---------------------------------------------------------------------------------------------------------------------------|-----------------------------------|----------------|
| Bases with castors | | |
| 12 ^{3,7} Base with castors Z, 55 kg, 65 × 65 × 11 cm, light concrete (without decorative plate) | Support tube Z + decorative plate | 350 01 113 200 |
| ^{3,7} 1 pallet (5 pieces) base with castors Z, 55 kg, 65 × 65 × 11 cm, light concrete (without decorative plate) | Support tube Z + decorative plate | 350 01 113 280 |
| 13 ¹ Decorative plate in grey white RAL 9002 for base with castors Z, 55 kg, aluminium composite | | 350 01 113 310 |
| 14 Decorative plate in anthracite RAL 7016 for base with castors Z, 55 kg, aluminium composite | | 350 01 113 320 |

| | | |
|-------------------------------------------------------------------------------------------------------------------------------------------|----------------|----------------|
| Various fixation types | | |
| 15 Lawn spike Z, 85 × 150 × 350 mm, hot-dip galvanised steel | Support tube Z | 350 01 205 400 |
| 16 Wall consoles U for the table top, Ø 31–40 mm, high-grade steel 1.4301 / 304, for horizontal flat railing, square profile up to 120 mm | | 350 01 252 005 |

| | | |
|-------------------------------------------------------------------|--|----------------|
| Support tubes/connection tubes | | |
| 17 Support tube Z, Ø 35 / 38–39 mm, hot-dip galvanised steel | | 350 01 201 010 |
| 17 Support tube Z, Ø 35 / 38–39 mm, high-grade steel 1.4301 / 304 | | 350 01 201 100 |
| 18 Connection tube BT, Ø 35 / 38–39 mm, hot-dip galvanised steel | | 350 01 206 210 |

¹while stocks last
³only suitable for smooth, joint free surface coverings
⁷55 kg: Ground clearance 7 mm
⁸suitable for corrosive environments

