

NEW




## TWIST

The ergonomically complete design purist



**Glatz** 

## Assortment

	Nominal size without flounce	Number of ribs	Order no. Frame matt white	Order no. Frame anthracite
	cm			
	Ø 270	8 parts	207 00 270 161	207 00 270 301
	Ø 300	8 parts	207 00 300 161	207 00 300 301
	Ø 330	8 parts	207 00 330 161	207 00 330 301
	240×240	8 parts	207 00 241 161	207 00 241 301
	210×150	6 parts	207 00 212 161	207 00 212 301
	250×200	6 parts	207 00 252 161	207 00 252 301

Nominal size	Lateral distance	Pole Ø	Area covered	*Height closed	*Crank height	*Clear headroom / inclined	*Total height / inclined	Foundation	Minimum weight for base	max. wind speed open perm.
cm	cm	cm	m²	cm	cm	cm	cm	cm	kg	km/h (wind force)
<b>A</b>	<b>AS</b>	<b>M</b>	<b>B</b>	<b>E</b>	<b>D</b>	<b>F/K</b>	<b>G/L</b>	<b>C</b>		
Ø 270	250	4.5	5.2	100	90	205/130	235/275	50×50	40	55 (7)
Ø 300	275	4.5	6.4	90	90	205/120	240/280	60×60	40	50 (7)
Ø 330	305	4.5	7.7	75	90	205/115	240/290	60×60	55	45 (6)
240×240	-	4.5	5.8	70	90	205/135	240/265	50×50	40	45 (6)
210×150	-	4.5	3.2	105	90	205/160	230/245	50×50	30	55 (7)
250×200	-	4.5	5.0	80	90	205/150	240/255	50×50	40	45 (6)

\* With a lower pole with height adjustment: specified values +5 cm / -20 cm

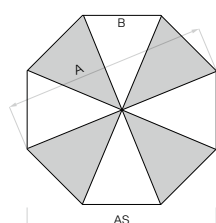
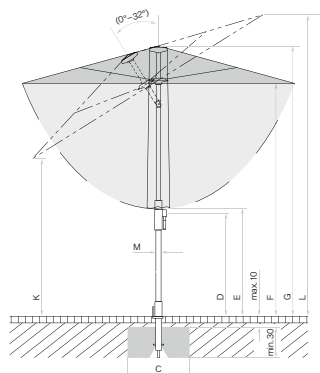
The listed measures represent extrapolated average values that may be slightly different on the product ( $\pm 2\% \pm 5$  cm).

Traditionally, the nominal dimension is calculated by doubling the rib length. For this reason, the nominal dimension can exceed the specified tolerance range.

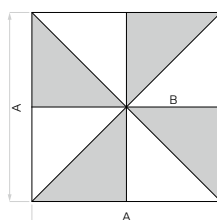
Height dimensions are based on ground socket BT. These vary slightly depending on the type of base. Except for steel base minus 5 cm.

The max. wind speed limits as per our separate sheet apply only if the parasol canopy is in a horizontal position and if there is a fix ground anchorage. A base with the specified minimum weight is not sufficient.

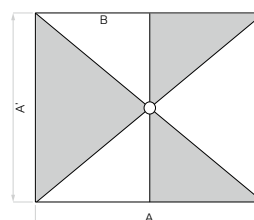
In the presence of several parasols, the minimum distance between one parasol and another and between parasols and walls shall be 20 cm.



8 parts



8 parts



6 parts

Loose cover max. 10 cm, concrete thickness  
min. 30 cm (pay attention to frost depth),  
Guarantee water drainage



1



2



3



4



5



6



7



8



9



10



11



12



13

Accessories		Absolutely necessary	Order no.
<b>Protective cover made of coated, tear-resistant polyester fabric</b>			
1	Protective cover with zip and rod		350 01 609 980
	10 pieces, protective cover with zip and rod		350 01 609 974
<b>Electrical accessories</b>			
2	OSYRION Spot LED battery-powered light, set of 2, with remote control, including charger		350 01 563 000
3	OSYRION Spot LED battery-powered light, set of 4, with remote control, including charger		350 01 563 100
Fixations		Absolutely necessary	Order no.
<b>Ground sockets</b>			
4	Ground socket BT, hot-dip galvanised steel	Connection tube BT	350 01 206 100
<b>Wall consoles</b>			
5	Wall bracket Z, 180 mm, hot-dip galvanised steel	Support tube Z	350 01 205 000
<b>Bases</b>			
6	Concrete base Z, 30 kg, Ø 47 × 10 cm, light concrete <sup>NEW</sup>	Support tube Z	350 01 111 016
6	Concrete base Z, 40 kg, Ø 60 × 8.5 cm, light concrete <sup>NEW</sup>	Support tube Z	350 01 111 116
	1 pallet (20 pieces) concrete base Z, 40 kg, Ø 60 × 8.5 cm, light concrete <sup>NEW</sup>	Support tube Z	350 01 112 116
	<sup>1</sup> Concrete base Z, 40 kg, Ø 60 × 8.5 cm	Support tube Z	350 01 109 529
	<sup>1</sup> 1 pallet (20 pieces) concrete base Z, 40 kg, Ø 60 × 8.5 cm	Support tube Z	350 01 109 533
6	Concrete base Z, 55 kg, Ø 60 × 11 cm, light concrete <sup>NEW</sup>	Support tube Z	350 01 111 216
	1 pallet (20 pieces) concrete base Z, 55 kg, Ø 60 × 11 cm, light concrete <sup>NEW</sup>	Support tube Z	350 01 112 216
	<sup>1</sup> Concrete base Z, 55 kg, Ø 60 × 11 cm	Support tube Z	350 01 109 528
	<sup>1</sup> 1 pallet (20 pieces) concrete base Z, 55 kg, Ø 60 × 11 cm	Support tube Z	350 01 109 534
7	1/2 Natural granite base Z, 30 kg, 50 × 33 × 7 cm, natural stone <sup>NEW</sup>	Support tube Z	350 01 109 480
8	Steel base Z 40 kg, 58.5 × 58.5 × 2 cm, hot-dip galvanised steel <sup>NEW</sup>	Support tube Z	350 01 100 810
	<sup>1</sup> Steel base Z 40 kg, 58.5 × 58.5 × 2 cm, hot-dip galvanised steel	Support tube Z	350 01 100 210
8	Steel base Z 55 kg, 68.5 × 68.5 × 2 cm, hot-dip galvanised steel <sup>NEW</sup>	Support tube Z	350 01 100 910
<b>Bases with castors</b>			
9	<sup>3</sup> Natural granite base Z, 40 kg, 45 × 45 × 8 cm, natural stone, with castors and retractable handle	Support tube Z	350 01 109 465
9	<sup>3</sup> Natural granite base Z, 55 kg, 55 × 55 × 9 cm, natural stone, with castors and retractable handle	Support tube Z	350 01 109 445
10	<sup>3</sup> Base with castors Z, 55 kg, 65 × 65 × 11 cm, light concrete (without decorative plate)	Support tube Z + Decorative plate	350 01 113 200
	<sup>3</sup> 1 pallet (5 pieces) base with castors Z, 55 kg, 65 × 65 × 11 cm, light concrete (without decorative plate)	Support tube Z + Decorative plate	350 01 113 280
	Decorative plate in grey white RAL 9002 for base with castors Z, 55 kg, aluminium composite		350 01 113 310
	Decorative plate in anthracite RAL 7016 for base with castors Z, 55 kg, aluminium composite		350 01 113 320
<b>Support tubes/Connection tubes</b>			
11	Support tube Z, internal, Ø 40 / 37 mm, hot-dip galvanised steel		350 01 201 610
12	Connection tube BT, internal, Ø 40 / 37 mm, hot-dip galvanised steel, incl. cover matt white		350 01 201 816
12	Connection tube BT, internal, Ø 40 / 37 mm, hot-dip galvanised steel, incl. cover anthracite		350 01 201 830
<b>Lower pole</b>			
	Lower pole with height adjustment to 25 cm, matt white	Support tube Z / Connection tube BT	350 01 902 716
	Lower pole with height adjustment to 25 cm, anthracite	Support tube Z / Connection tube BT	350 01 902 730
<b>Various fixation types</b>			
13	Lawn spike Z, 85 × 150 × 350 mm, hot-dip galvanised steel	Support tube Z	350 01 205 400

<sup>1</sup> while stocks last

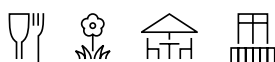
<sup>3</sup> only suitable for smooth, joint free surface coverings

# TWIST



reddot winner 2023

<b>Frame</b>	<p>6 or 8 parts</p> <p>Pole Ø 45 mm</p> <p>Self-aligning crank</p> <p>Premium design</p> <p>Function: internal support tube, all the operating functions at waist level: open/close using a crank, tilt to 32° using a rotary handle, for 360° rotation using a clamping lever</p> <p>Canopy self-tensing through flexible rib ends</p> <p>Frame roof: round, square, rectangular</p> <p>Fabric corners reinforced with leather (Fabric Quality 5, 4)</p>
<b>Frame colour</b>	Matt white or anthracite powder-coated aluminium
<b>Canopy</b>	<p>Fabric Quality 5: polyacrylic, 300 g/m², UV protection &gt; 98 %</p> <p>Fabric Quality 4: polyester, 250 g/m², UV protection &gt; 98 %</p> <p>Fabric Quality 2: polyester, 220 g/m², UV protection &gt; 98 %, (Available as Alu-Twist)</p>
<b>Flounce</b>	Only available without
<b>Protective cover</b>	Can be ordered as an optional extra
<b>Accessories</b>	Lower pole with height adjustment
<b>Electrical accessories</b>	Osyrion Spot LED with integrated battery pack



Using Locations



Fixations



TWIST,  
© Int. Patents pend.

Valid from 1.1.2024  
glatz.com