

An effortless summer is at home anywhere.

You don't need much space for a wonderful summer's day. All you need for your own little oasis is a timelessly elegant parasol with ingenious details. Whichever direction the sun is shining from, your space in the shade will radiate new elegance with the VITA Piana.

This is the perfect parasol for celebrating the summer and the most wonderful moments of the year in style. Whether you're with company or savouring a moment of solitude, body and soul are in perfect harmony.

This parasol can be opened, adjusted and tilted to just the right angle quickly and easily, leaving you free to focus on what really matters: enjoying the summer.

VITA® Piana

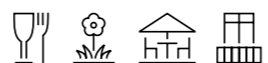
The modern compact parasol with a minimalist design



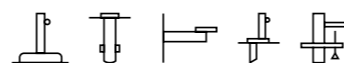
01/2026 en - 259 422 60 241 © by Glatz AG



Frame	6 or 8 ribs Profiled upper pole 40 × 1.4 mm Profiled lower pole 36 × 1.9 mm
Function	Opened by pushing up the runner Stepless height adjustment 50 cm Tilting thanks to the tilt joint Tilting in both directions to 32°
Frame colour	Silk grey powder-coated aluminium Anthracite powder-coated aluminium
Canopy	Fabric quality 5: polyacrylic, 300 g/m ² , UV protection > 98 % Self-tensioning through flexible rib ends
Flounce	Only available without
Protective cover	Included in delivery
Electrical accessories	Osyron Spot LED with integrated battery pack



Usage locations



Fixation



VITA® Piana
Int. Patents pend. © Int. Design reg.

Valid from 1.1.2026
glatz.com

VITA® Piana 2026 season



Glatz

Assortment

Frame aluminium, powder-coated

Shape	Nominal size	Number of ribs	Order no. silk grey	Order no. anthracite
	cm			
○	Ø 220	8	211 00 220 201	211 00 220 301
	Ø 250	8	211 00 250 201	211 00 250 301
	Ø 300	8	211 00 300 201	211 00 300 301
□	200 x 200	8	211 00 201 201	211 00 201 301
	240 x 240	8	211 00 241 201	211 00 241 301
□	210 x 150	6	211 00 212 201	211 00 212 301
	250 x 200	6	211 00 252 201	211 00 252 301

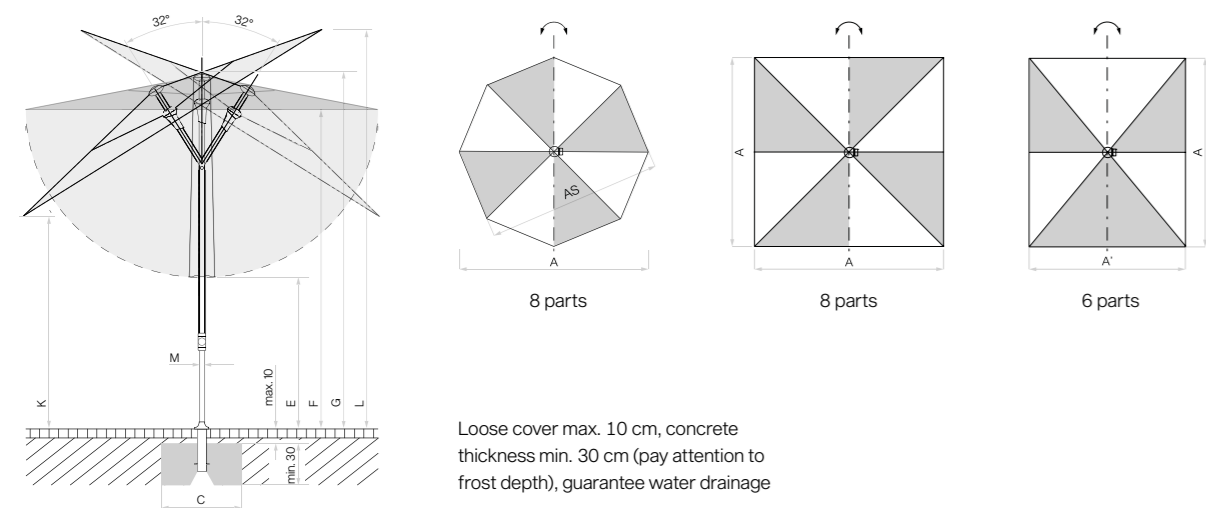
Nominal size	Lateral distance	Pole Ø	Area covered	Height closed	Clear headroom	Clear headroom inclined	Total height	Total height parasol inclined	Foundation	Minimum weight for base	Max. wind speed open
A	AS	M	E	F	K	G	L	C		kg	km/h (Bft.)
Ø 220	205	3.6	3.4	80...130	160...210	100...150	190...240	220...270	40 x 40	30	65 (8)
Ø 250	230	3.6	4.4	65...115	160...210	90...140	190...240	225...275	50 x 50	40	50 (7)
Ø 300	275	3.6	6.4	45...95	160...210	75...125	195...245	235...285	60 x 60	40	35 (5)
200 x 200	-	3.6	4.0	45...95	160...210	100...150	185...235	210...260	40 x 40	40	50 (7)
240 x 240	-	3.6	5.8	25...75	160...210	90...140	195...245	220...270	50 x 50	40	40 (6)
210 x 150	-	3.6	3.2	60...110	160...210	115...165	190...240	200...250	40 x 40	30	55 (7)
250 x 200	-	3.6	5.0	35...85	160...210	105...155	195...245	210...260	50 x 50	40	40 (6)

The listed measures represent extrapolated average values that may be slightly different on the product ($\pm 2\% \pm 5$ cm).

Height dimensions are based on ground socket BT. These vary slightly depending on the type of base. Except for steel base minus 5 cm.

The max. wind speed limits as per our separate sheet apply only if the parasol canopy is in a horizontal position and if there is a fix ground anchorage. A base with the specified minimum weight is not sufficient.

In the presence of several parasols, the minimum distance between one parasol and another and between parasols and walls shall be 20 cm.



Protective cover	Absolutely necessary	Order no.
Protective cover made of coated, tear-resistant polyester fabric		
1 Protective cover with zip and rod		350 01 609 980
10 pieces, protective cover with zip and rod		350 01 609 974

Accessories	Absolutely necessary	Order no.
Electrical accessories		
2 OSYRION Spot LED battery-powered light, set of 2, with remote control, including charger		350 01 563 000
3 OSYRION Spot LED battery-powered light, set of 4, with remote control, including charger		350 01 563 100

Fixations	Absolutely necessary	Order no.
Ground sockets		
4 Ground socket BT, hot-dip galvanised steel	Connection tube BT	350 01 206 100

Wall consoles	Absolutely necessary	Order no.
5 Wall bracket Z, 180 mm, hot-dip galvanised steel	Support tube Z	350 01 205 000
Bases		
6 Concrete base Z, 30 kg, Ø 47 x 10 cm, light concrete	Support tube Z	350 01 111 016
6 Concrete base Z, 40 kg, Ø 60 x 8.5 cm, light concrete	Support tube Z	350 01 111 116
1 pallet (20 pieces) concrete base Z, 40 kg, Ø 60 x 8.5 cm, light concrete	Support tube Z	350 01 112 116
1/2 Natural granite base Z, 30 kg, 50 x 33 x 7 cm, natural stone	Support tube Z	350 01 109 480
7 Natural granite base Z, 40 kg, 50 x 50 x 8 cm, natural stone, matt NEW	Support tube Z	350 01 109 432
8 ³ Set of castors for natural granite base Z, 40/55/90 kg / M4, 120 kg, Ø 5 cm, galvanised steel		350 01 109 487
8 ^{3,8} Set of castors for natural granite base Z, 40/55/90 kg / M4, 120 kg, Ø 5 cm, high-grade steel 1.4301 / 304		350 01 109 486
9 Steel base Z 40 kg, 58.5 x 58.5 x 2 cm, hot-dip galvanised steel	Support tube Z	350 01 100 810
10 ³ Set of castors for steel base Z, 40/55 kg, Ø 5 cm, galvanised steel		350 01 101 001
10 ^{3,8} Set of castors for steel base Z, 40/55 kg, Ø 5 cm, high-grade steel 1.4301 / 304		350 01 101 000

Bases with castors	Absolutely necessary	Order no.
11 ^{3,7} Base with castors Z, 55 kg, 65 x 65 x 11 cm, light concrete (without decorative plate)	Support tube Z + decorative plate	350 01 113 200
^{3,7} 1 pallet (5 pieces) base with castors Z, 55 kg, 65 x 65 x 11 cm, light concrete (without decorative plate)	Support tube Z + decorative plate	350 01 113 280
12 Decorative plate in anthracite RAL 7016 for base with castors Z, 55 kg, aluminium composite		350 01 113 320
13 Decorative plate in silk grey RAL 7044 for base with castors Z, 55 kg, aluminium composite NEW		350 01 114 340

Various fixation types	Absolutely necessary	Order no.
14 Lawn spike Z, 85 x 150 x 350 mm, hot-dip galvanised steel	Support tube Z	350 01 205 400
15 Wall consoles U for the table top, Ø 31–40 mm, high-grade steel 1.4301 / 304, for horizontal flat railing, square profile up to 120 mm		350 01 252 005

Support tubes/connection tubes	Absolutely necessary	Order no.
16 Support tube Z, internal, Ø 30 / 25 mm, hot-dip galvanised steel		350 01 201 710
17 Connection tube BT, internal, Ø 30/25 mm, hot-dip galvanised steel, incl. cover anthracite		350 01 201 930
18 Connection tube BT, internal, Ø 30/25 mm, hot-dip galvanised steel, incl. cover silk grey NEW		350 01 201 920

³only suitable for smooth, joint free surface coverings

⁷55 kg: Ground clearance 7 mm

⁸suitable for corrosive environments

